

The image consists of three vertical panels. The left panel shows a pair of surgical forceps with sharp, metallic tips against a blue background. The middle panel shows a close-up of a medical catheter with a textured, white, braided exterior and a clear, flexible tube. The right panel shows a close-up of a mesh stent, which is a cylindrical structure made of a fine, woven metal mesh, set against a red and orange background.



When experience matters

Our surgical sutures are manufactured in line with state of the art technology. Each individual production process is subject to strict scientific quality control.

Continuous inspection of both mechanical and microbiological characteristics is given top priority. We have more than 85 years of experience in manufacturing surgical sutures.

Our team understands the specific needs of medical professionals by providing them with access to the most complete portfolio of surgical sutures. The result is the current modern product range of absorbable and non-absorbable sutures, which consists of more than 1500 individual surgical suture products.

Production takes place in accordance with GMP guidelines, and a comprehensive quality management system in line with ISO 13485 has been implemented.

All products have been CE marked since 1999.



Surgical Meshes

Surgical Meshes have become standard for the repair of abdominal wall hernias. Surgical mesh is a sterile woven material designed for permanent implantation within the body during open or laparoscopic procedures.

A wide range of mesh implants are available, with two main functions: to stabilise and strengthen soft tissue defects, and to act as a sling to support prolapsed organs and viscera. It is most commonly used in pelvic organ prolapse, urinary stress incontinence and hernia repairs.

CAPROMESH meshes

Partially absorbable

The sterile, partially absorbable, composite mesh is made from two components: one absorbable and one non-absorbable. After absorption of the absorbable part, only the polypropylene mesh remains in the body.


Indication: Capromesh is indicated in the operative treatment of weakened abdominal wall and fascial defects - in particular hernias, the healing of which requires long-term bridging or strengthening of the damaged structures.

CHIRALEN meshes


Non-absorbable

The sterile and surgical meshes are made from undyed polypropylene filaments. The knitted filaments have a smooth and hydrophobic surface, which biologically are absolutely inert. Chiralen meshes are available in different sizes, all offering high strength and high flexibility. Chiralen meshes are available in a weight of approx. 125 g/m² or in the light version with a weight of approx. 55 g/m².


Indication: Chiralen meshes are indicated in the operative treatment of fascial defects, in particular hernias, which require long-term bridging of damaged structures.



Chiralen Mesh



Capromesh



Chiralen Mesh Light

Surgical Sutures - Absorbable threads

CHIRASORB rapid braided

Intended for use in Skin closure, Paediatric surgery, Episiotomies, Circumcision, Closure of oral mucosa and Ophthalmic surgery for conjunctival sutures.



Composition	Colour	Range	Characteristics
Braided and coated suture made from 90% glycolide and 10% L-lactide	Violet and Natural	6/0 to 2 USP	Absorbable, multifilament, coated, synthetic, high tensile strength, reduced capillary effect, short-term healing

CHIRLAC rapid braided

Intended for use in Gynaecology, Skin Closure, Ophthalmic, Odontology and Paediatric surgery.



Composition	Colour	Range	Characteristics
Braided and coated suture made of Polyglycolic acid (PGA)	Violet and Natural	6/0 to 4 USP	Absorbable, multifilament, coated, synthetic, high tensile strength, reduced capillary effect, short-term healing

MONOLAC monofilament

General soft tissue approximation and/or ligation in all specialties, where an absorbable material is indicated.



Composition	Colour	Range	Characteristics
Monofilament suture made of Glycolide and ϵ -caprolactone	Violet and Natural	6/0 to 2 USP	Absorbable, monofilament, synthetic, high tensile strength, excellent handling properties, mid-term healing

CHIRASORB braided

Intended for use in general soft tissue approximation and/or ligation in all specialties, including use in Ophthalmic surgery.



Composition	Colour	Range	Characteristics
Braided and coated suture made from 90% glycolide and 10% L-lactide	Violet and Natural	10/0 to 6 USP	Absorbable, multifilament, coated, synthetic, high tensile strength, reduced capillary effect, mid-term healing

CHIRASORB Plus braided

Antibacterial

Intended for use in general soft tissue approximation and/or ligation in all specialties.



Composition	Colour	Range	Characteristics
Antibacterial, braided and coated suture made from 90% glycolide, 10% L-lactide and chlorhexidine diacetate	Violet and Natural	5/0 to 4 USP	Absorbable, multifilament, anti-bacterial coating, synthetic, high tensile strength, reduced capillary effect, mid-term healing

CHIRLAC braided

Intended for use in general soft tissue approximation and/or ligation, surgical adaptation of Muscles and Fascia, suturing of Parenchymal organs, Peripheral nerves and ligatures of small vessels and for Intradermal suturing.



Composition	Colour	Range	Characteristics
Braided and coated suture made of Polyglycolic acid (PGA)	Violet and Natural	9/0 to 6 USP	Absorbable, multifilament, coated, synthetic, high tensile strength, reduced capillary effect, mid-term healing

Polydox monofilament

Intended for use in general soft tissue approximation, Orthopaedics, Fascia Closure, Urology, Gynaecology and Plastic surgery. Recommended for long-term healing.



Composition	Colour	Range	Characteristics
Monofilament suture made of Poly-p-dioxanone	Violet and Natural	7/0 to 4 USP	Absorbable, monofilament, synthetic, high tensile strength, excellent knotting properties, long-term healing




Surgical Sutures - Non-absorbable threads

CHIRAFLON monofilament

Intended for use in all surgical specialities, especially Orthopaedic, Traumatology (tendons), Plastic and Ophthalmic surgery (optimal, temporary, easily, removable suture).

Composition	Colour	Range	Characteristics
Monofilament suture made of Polyvinylidene Fluoride (PVDF) - similar to Teflon	Blue	8/0 to 3 USP	Non-absorbable, monofilament, synthetic, no capillary effect, very smooth, excellent knotting properties, easy to handle, physiologically inert



Chiralen monofilament

Intended for use in all surgical specialities, especially Cardiovascular, Plastic, Reconstructive, Ophthalmic, Orthopaedics and Traumatology (tendons).

Composition	Colour	Range	Characteristics
Monofilament suture made of Polypropylene	Blue and Black	10/0 to 2 USP	Non-absorbable, monofilament, synthetic, no capillary effect, smooth, non-porous surface, suitable for stitches in infected wounds



SILON monofilament

Intended for use in Plastic and General surgery and wherever suturing the skin.

Composition	Colour	Range	Characteristics
Monofilament suture made of Polyamide 6	Blue and Black	10/0 to 2 USP	Non-absorbable, monofilament, synthetic, very smooth, excellent knotting properties, easy to handle, loss of tensile strength after long-term implantation



TERVALON braided

Intended for use whenever non-absorbability and low friction passage through tissues are needed. It is especially useful in suturing Tendons, Schwann sheaths and skin in Plastic and Reconstructive surgery.

Composition	Colour	Range	Characteristics
Braided and coated suture made of Polyester	Green and White	6/0 to 6 USP	Non-absorbable, multifilament, synthetic, high tensile strength, no capillary effect, well tolerated by the tissue, low friction



Surgical Sutures - Non-absorbable threads

SILON braided ORSILON braided

Intended for use in Skin Closure, Subcutaneous tissue, Transversely cut muscles, Fascia, Peritoneum, Gastrointestinal Tract and Blood vessels ligation.



Composition	Colour	Range	Characteristics
Braided suture made of Polyamide	White and Black	5/0 to 5 USP	Non-absorbable, multifilament, synthetic, high tensile strength, excellent knotting properties, loss of tensile strength after long-term implantation

Silk braided

Intended for use in Skin closure, Subcutaneous tissue, Fascia, Peritoneum, Plastic surgery, Gynaecology and the organs of the Gastrointestinal tract.



Composition	Colour	Range	Characteristics
Braided and coated suture made of Silk	Black	9/0 to 5 USP	Non-absorbable, multifilament, synthetic, no capillary effect, loss of tensile strength after long-term implantation

STEEL Wire

Intended for use in Abdominal wound closure, Sternal closure, Orthopaedic procedures and Tendons.



Composition	Colour	Range	Characteristics
Monofilament suture made of 316LVM Stainless steel	Steel	1 to 7 USP	Non-absorbable, monofilament, superior steel, flexible wire, excellent tissue penetration, high tensile strength

For more information about sutures and catalogue of full product range of sutures, please contact us.



CHIRANA T. Injecta

CHIRANA T. Injecta, a.s.
Slovakia

Nám. Dr. Alberta Schweitzera 194
916 01 Stará Turá

Phone: +421 32 32 7709 901

e-mail: sales@t-injecta.sk



VITREX

VITREX Medical A/S
Denmark

Vasekaer 6-8
DK 2730 Herlev

Phone: +45 4494 7011

e-mail: vitrex@vitrex.dk



CHIRANA T. Injecta

CHIRANA T. Injecta, s.r.o.
Czech Republic

Komořanská 955
143 10 Praha 4 – Modřany

Phone: + 420 241 768 407- 8

e-mail: chirmax@chirmax.cz

